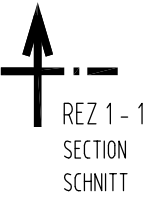



**POHLAD ZHORA M 1:50**

TOP ELEVATION  
OBERANSICHT



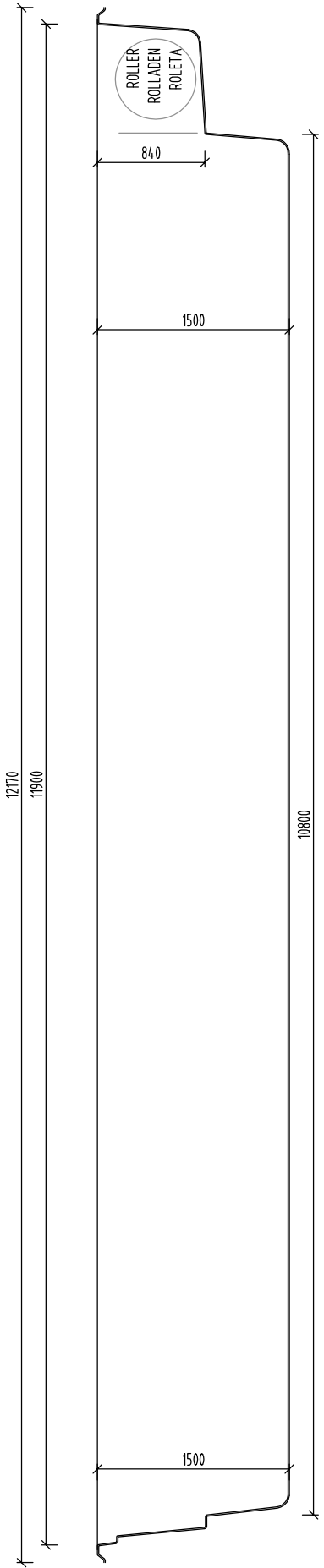
REZ 1-1  
SECTION  
SCHNITT



REZ 1-1  
SECTION  
SCHNITT

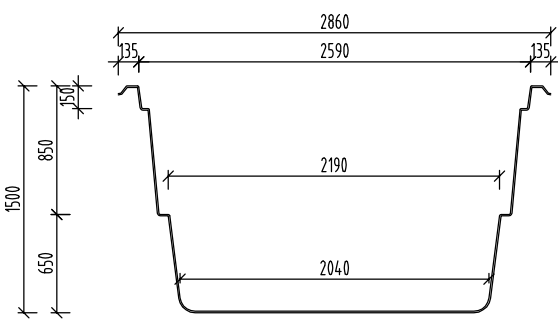
**REZ 2-2 M 1:50**

LONGITUDINAL SECTION  
QUERSCHNITT



**REZ 1-1 M 1:50**

CROSS SECTION  
QUERSCHNITT



POZNÁMKA / NOTE / ANMERKUNG :

HRŮBKA STENY BAZÉNA JE CCA. 10 MM  
TOLERANCIA PRESNOSTI 7 - 10 MM

THICKNESS OF THE SIDEWALL OF SWIMMING POOL IS APX. 10 MM.  
MEASURED WITH TOLERANCE RATE 7 - 10 MM

DIE SCHWIMMBADWAND DÜCKE IS CA. 10 MM.  
DUCKENTOLERANZ IST 7 - 10 MM.

NÁZOV VÝKRESU:  
DRAWING NAME:  
ZEICHNUNG NAME:

**FASTLINE 12.2  
GEOMETRIA BAZÉNA  
GEOMETRY OF SWIMMING POOL  
SCHWIMMBAD GEOMETRIE**

**COMPASS**  
CERAMIC POOLS EUROPE

[www.compasspools.eu](http://www.compasspools.eu)

KRESLIL: DRAWER / ZEICHNER:	ING. PETER KALETA	DÁTUM: DATUM / DATUM:	04/2014
MIERKA: SCALE/MASSTABE:	1:50	FORMÁT DRAWING FORMAT / ZEICHNUNG FORMAT:	A3
VERZIA: VERSION:	2	ČÍSLO DRAWING NUMBER: ZEICHNUNG NUMBER:	<b>1</b>