


# POHĽAD ZHORA M 1:50

TOP ELEVATION  
OBERANSICHT

↑  
REZ 1 - 1  
SECTION  
SCHNITT

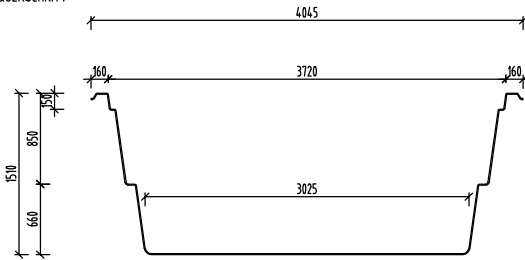


←  
REZ 3 - 3  
SECTION  
SCHNITT

←  
REZ 2 - 2  
SECTION  
SCHNITT

## REZ 1 - 1 M 1:50

CROSS SECTION  
QUERSCHNITT



POZNÁMKA / NOTE / ANMERKUNG :

HRÚBKÁ STENY BAZÉNA JE CCA. 10 MM  
TOLERANCIA PRESNOSTI 7 - 10 MM

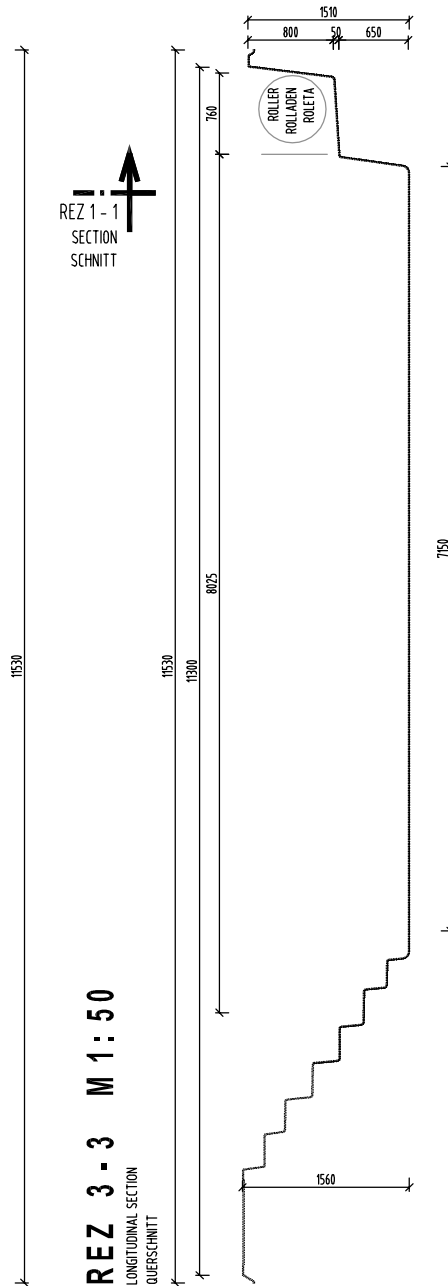
THICKNESS OF THE SIDEWALL OF SWIMMING POOL IS APX. 10 MM.  
MEASURED WITH TOLERANCE RATE 7 - 10 MM

DIE SCHWIMMBADWAND DÜCKE IS CA. 10 MM.  
DÜCKENTOLERANZ IST 7 - 10 MM.

↑  
REZ 1 - 1  
SECTION  
SCHNITT

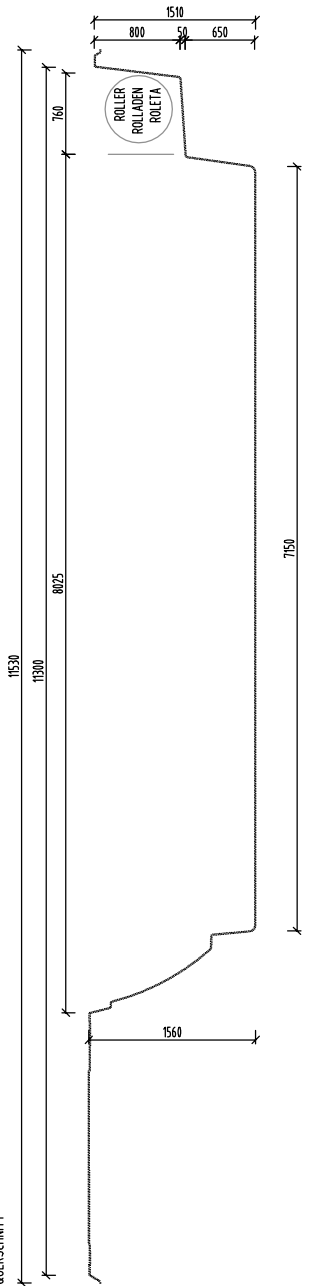
## REZ 3 - 3 M 1:50

LONGITUDINAL SECTION  
QUERSCHNITT



## REZ 2 - 2 M 1:50

LONGITUDINAL SECTION  
QUERSCHNITT



NÁZOV VÝKRESU:  
DRAWING NAME:  
ZEICHNUNG NAME:

# YACHTPOOL 117FB GEOMETRIA BAZÉNA

GEOMETRY OF SWIMMING POOL  
SCHWIMMBAD GEOMETRIE

**Compass**   
Ceramic Pools Europe

[www.compasspools.eu](http://www.compasspools.eu)

KRESLIL: DRAWER / ZEICHNER:	ING. PETER KALETA	DÁTUM: DATE / DATUM:	09/2013
MIERKA: SCALE/MASSTABE:	1:50	FORMÁT: DRAWING FORMAT / ZEICHNUNG FORMAT:	A3
VERZIA: VERSION:	2	ČÍSLO: DRAWING NUMBER: ZEICHNUNG NUMBER:	1