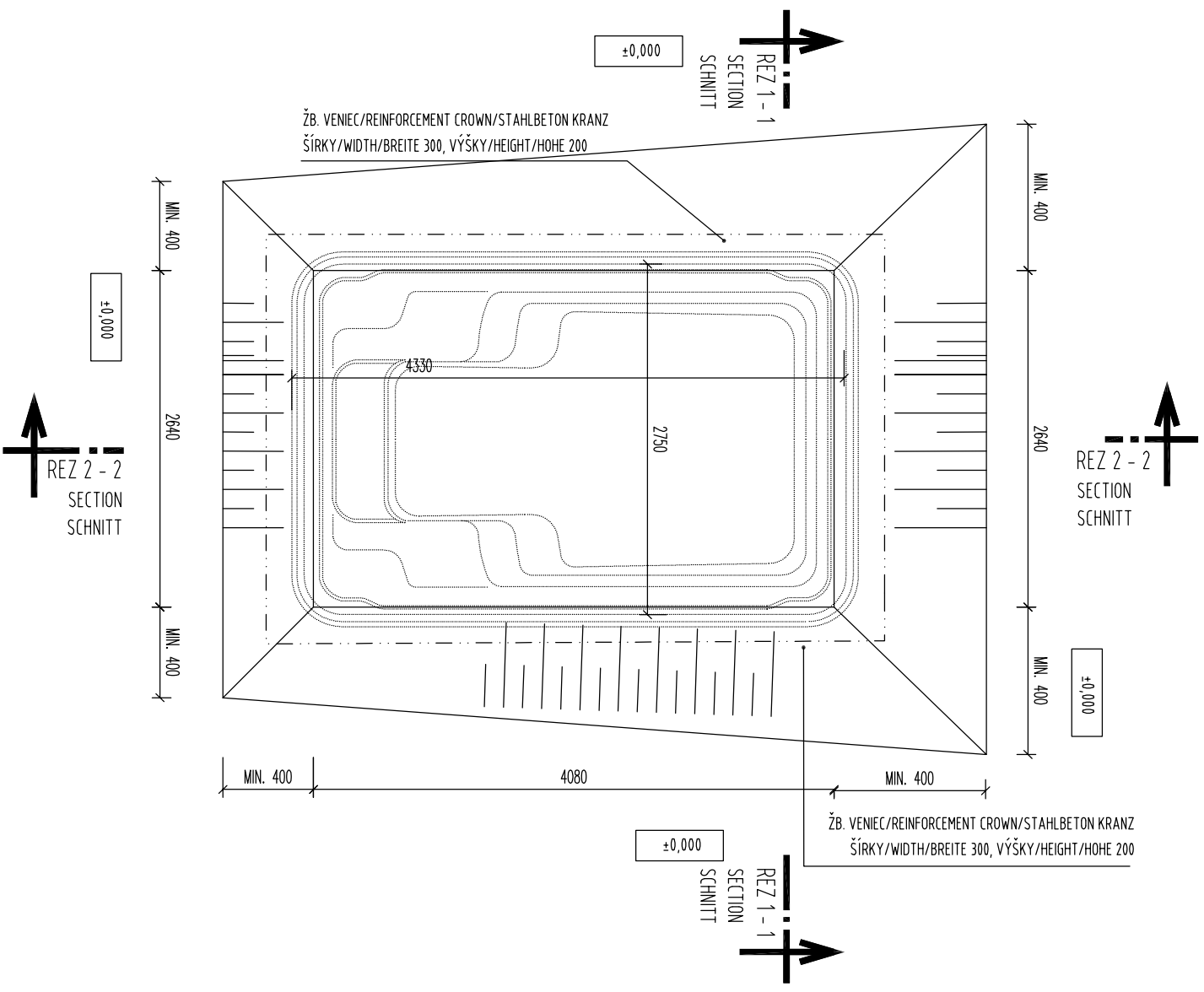


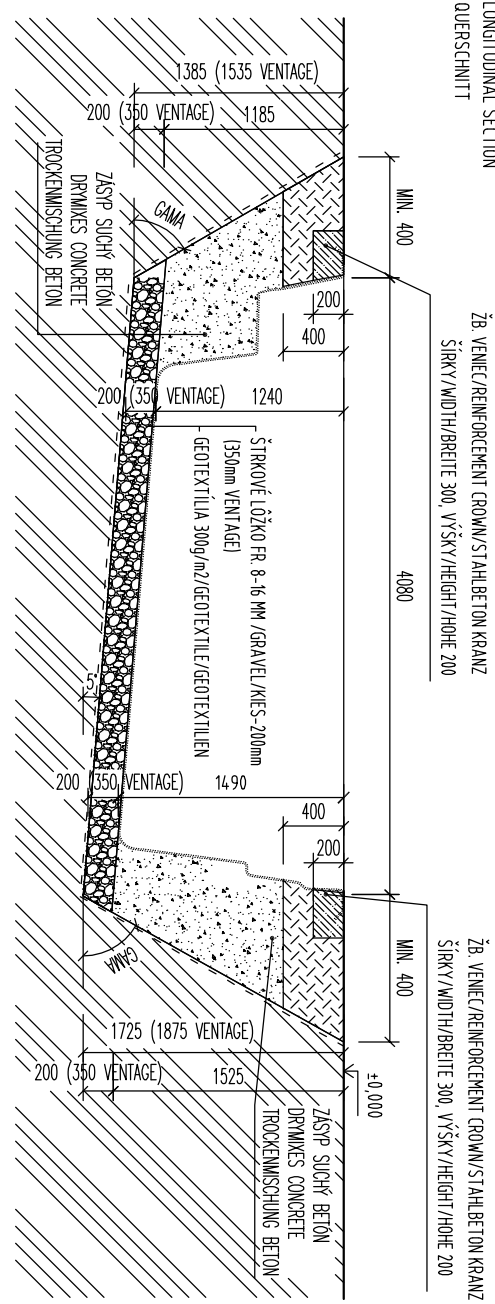
PÓDORYS M 1:50

TOP ELEVATION
OBERANSICHT



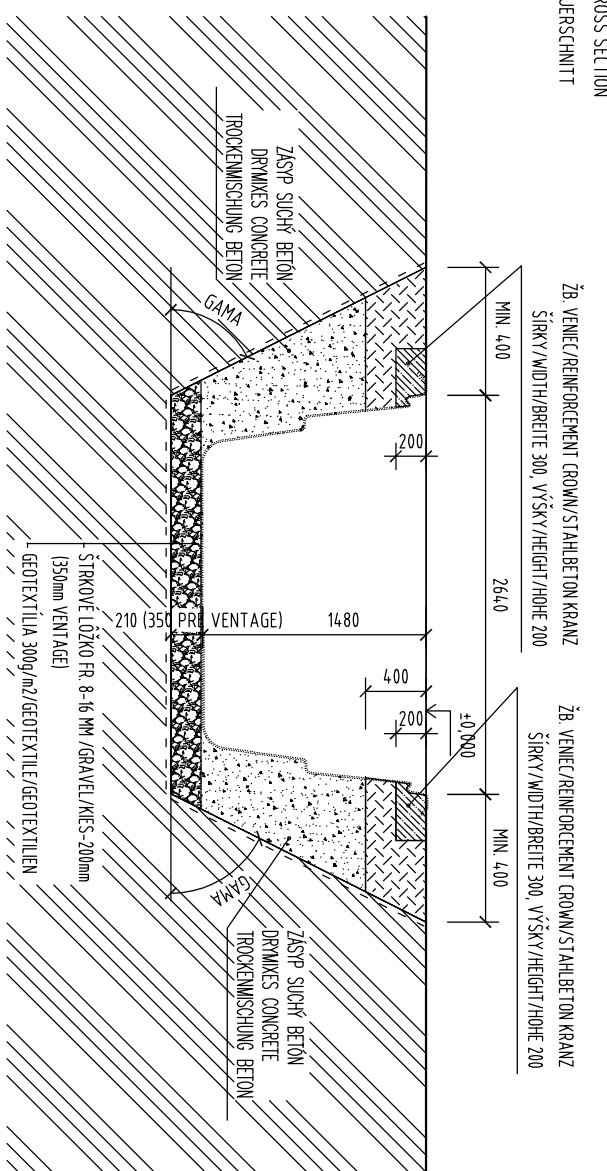
REZ 2-2 M 1:50

LONGITUDINAL SECTION
QUERSCHNITT



REZ 1-1 M 1:50

GROSS SECTION
QUERSCHNITT



VÝKOPY SÚ ZAKRESLENÉ PRE ŠTANDARDNÚ KVALITU ZEMINY BEZ POMOCNEHO PAŽENIA, PODĽA KVALITY ZEMINY JE POTREBNÉ VÝKOPOVÚ JAVU PAŽIŤ A MENIŤ ROZMĚŘAČÍ ÚHOL. MIN OBJEM VÝKOPOV 25,72 M³

THE EXCAVATIONS ARE DESIGNED FOR STANDARD SOIL WITHOUT OTHER SUPPORT STRUCTURE. USING OF SUPPORT STRUCTURE OF EXCAVATIONS DEPENDS ON THE QUALITY OF SOIL. MIN. VOLUME OF EXCAVATIONS IS 25,72 M³.

AUSHUB IST FÜR STANDARD ERDE PROJEKTERT OHNE HILFSCHÜLUNG. DIE HILFSCHÜLUNG EINSATZ LIEGT ERDEQUALITÄT AN. MIN. AUSHUBVOLUMEN IST 25,72 M³.

NÁZOV VÝKRESU:
DRAWING NAME:
ZEICHNUNG NAME:

X-TRAINER 45

DRAWING OF EXCAVATIONS

AUSHUBGRUNDRISS

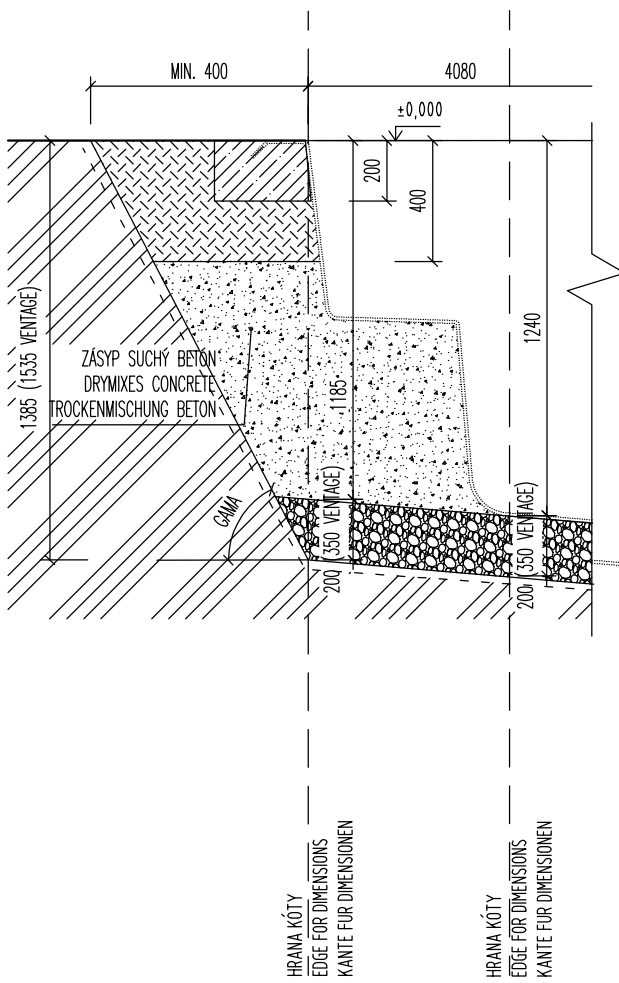
Compass
Ceramic Pools Europe

www.compasspools.eu

KRESLI:	ING. PETER KALETIA	DÁTUM:	05/2012
DRAWER / ZEICHNER:		DATUM / DATE:	
MIERKA:	1:50	FORMÁT:	A3
SCALE/MASS STABE:		DRAWING FORMAT / ZEICHNUNG FORMAT:	
VERZIA:	3	DRAGNING NUMBER:	2
VERSION:		ZEICHNUNG NUMBER:	

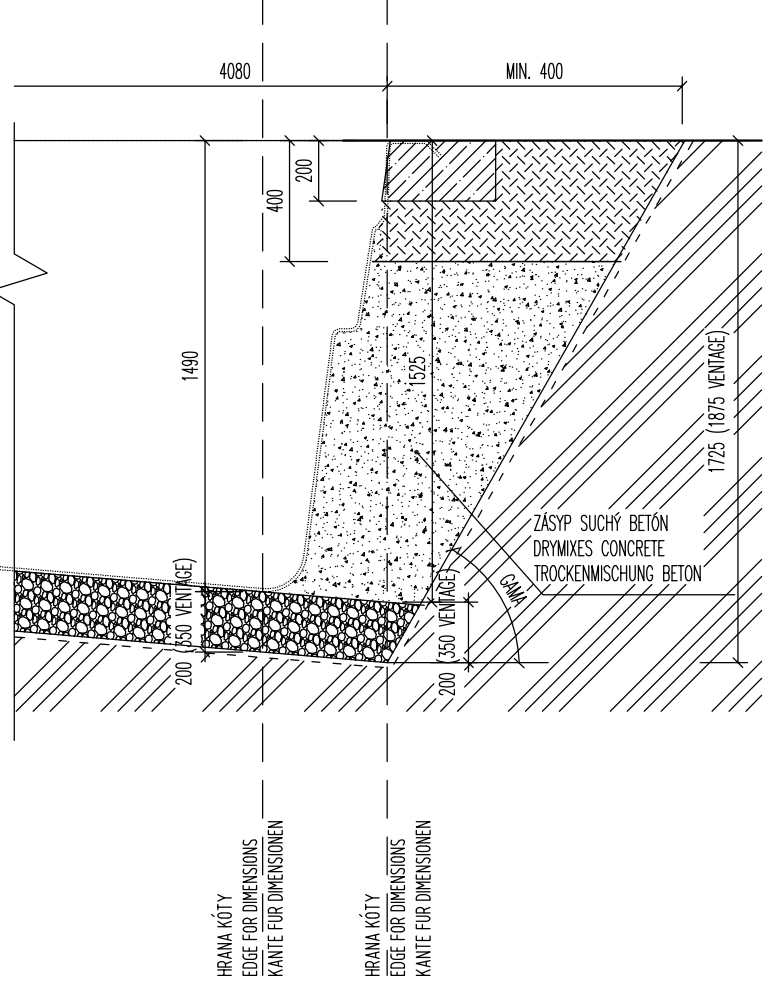
DETAIL "a" M 1 : 25

DETAIL OF EXCAVATIONS
AUSHUBGRUNDRISS DETAIL



DETAIL "b" M 1 : 25

DETAIL OF EXCAVATIONS
AUSHUBGRUNDRISS DETAIL



NÁZOV VÝKRESU:
DRAWING NAME:
ZEICHNUNG NAME:

X-TRAINER 45 VÝKOPY DETAIL DRAWING OF EXCAVATIONS AUSHUBGRUNDRISS

Compass [®]
Ceramic Pools Europe

www.compasspools.eu

KRESLIL: DRAWER / ZEICHNER:	ING. PETER KALETA	DÁTUM: DATUM / DATUM:	05/2012
MIERKA: SCALE / MASSTABE:	1:50	FORMÁT DRAWING FORMAT / ZEICHNUNG FORMAT:	A3
VERZIA: VERSION:	3	ČÍSLO DRAWING NUMBER: ZEICHNUNG NUMBER:	3