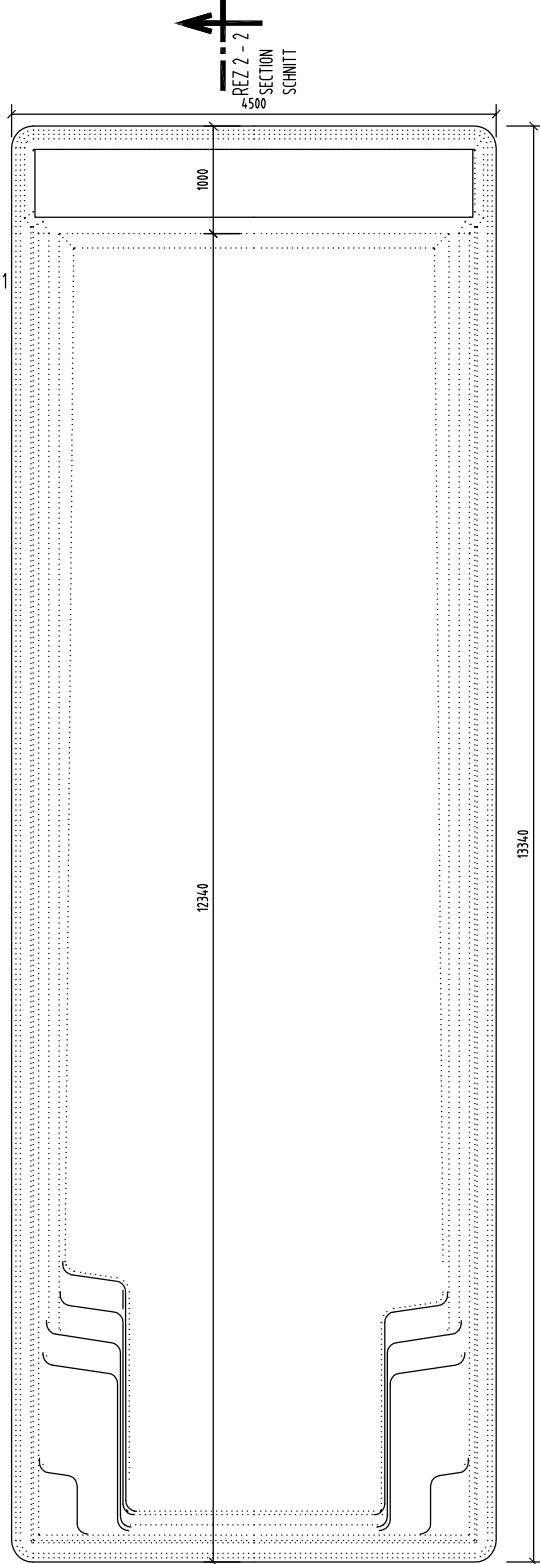


POHLAD ZHORA M 1:50

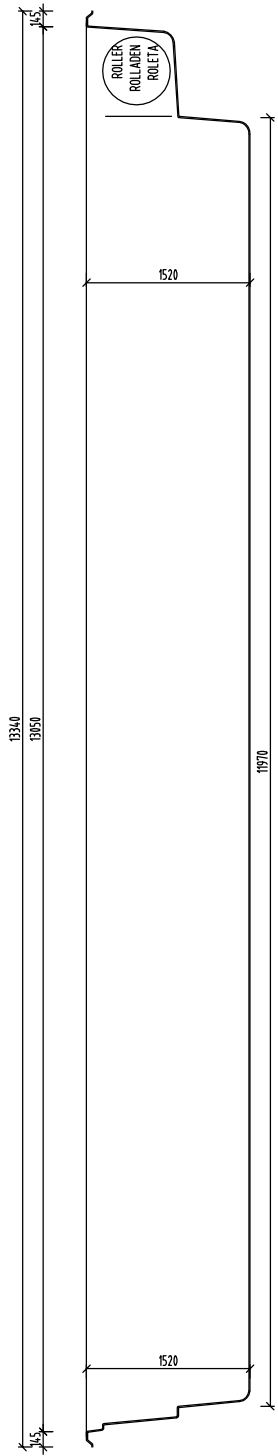
↑
REZ 1 - 1
SECTION
SCHNITT



↑
REZ 1 - 1
SECTION
SCHNITT

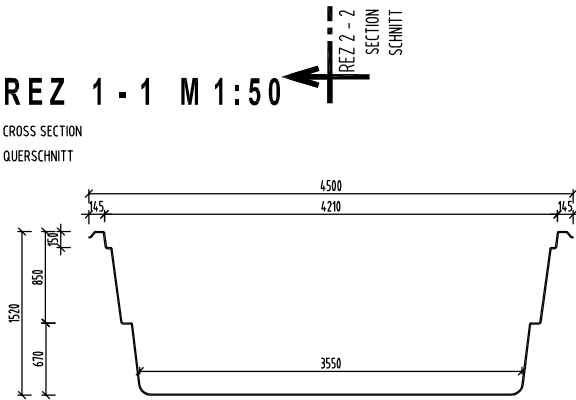
REZ 2 - 2 M 1:50

LONGITUDINAL SECTION
QUERSCHNITT



REZ 1 - 1 M 1:50

CROSS SECTION
QUERSCHNITT



POZNÁMKA / NOTE / ANMERKUNG:

HRŮBKÁ STĚNY BAZÉNA JE CCA. 10 MM
TOLERANCIA PRESNOSTI 7 - 10 MM

THICKNESS OF THE SIDEWALL OF SWIMMING POOL IS APX. 10 MM.
MEASURED WITH TOLERANCE RATE 7 - 10 MM

DIE SCHWIMMBADWAND DICKE IS CA. 10 MM.
DUCKENTOLERANZ IST 7 - 10 MM.

NÁZOV VÝKRESU:
DRAWING NAME:
ZEICHNUNG NAME:

**XL TRAINER 133
GEOMETRIA BAZÉNA**

**GEOMETRY OF SWIMMING POOL
SCHWIMMBAD GEOMETRIE**

Compass 
Ceramic Pools Europe

www.compasspools.eu

KRESLIL: DRAWER / ZEICHNER:	ING. PETER KALETA	DÁTUM: DATE / DATUM:	05/2012
MIERKA: SCALE/MASSTABE:	1:50	FORMÁT DRAWING FORMAT / ZEICHNUNG FORMAT:	A3
VERZIA: VERSION:	2	ČÍSLO DRAWING NUMBER:	1