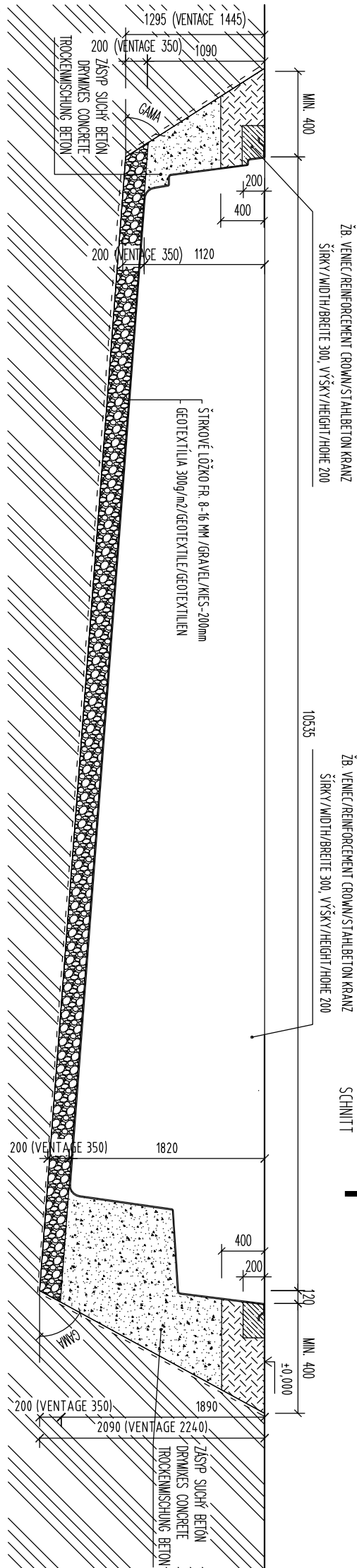
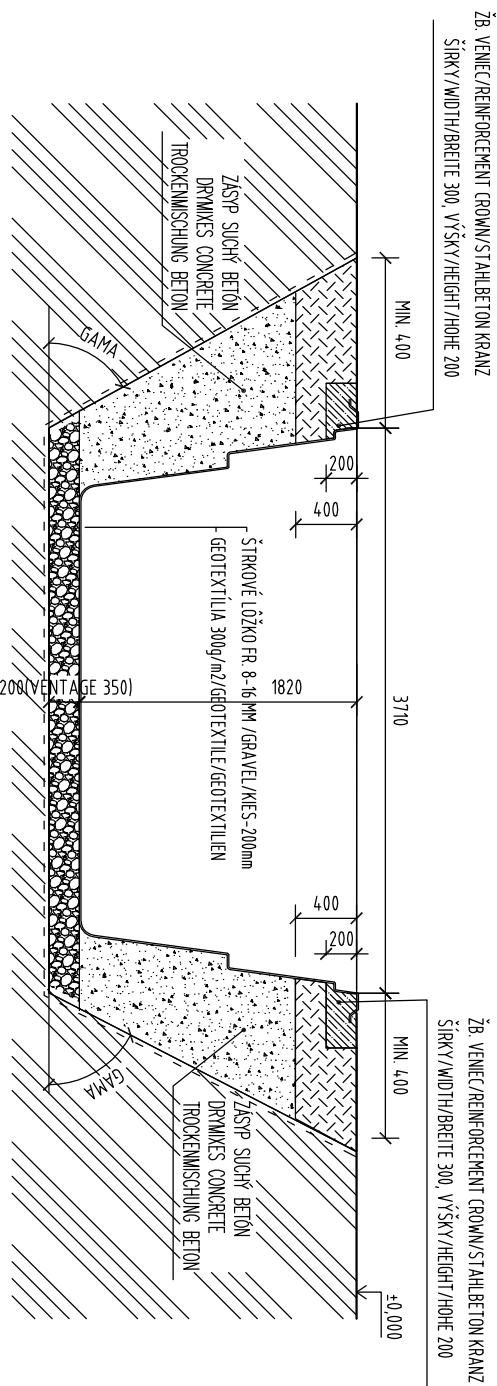


REZ 1 - 1 M 1:50

CROSS SECTION
QUERSCHNITT

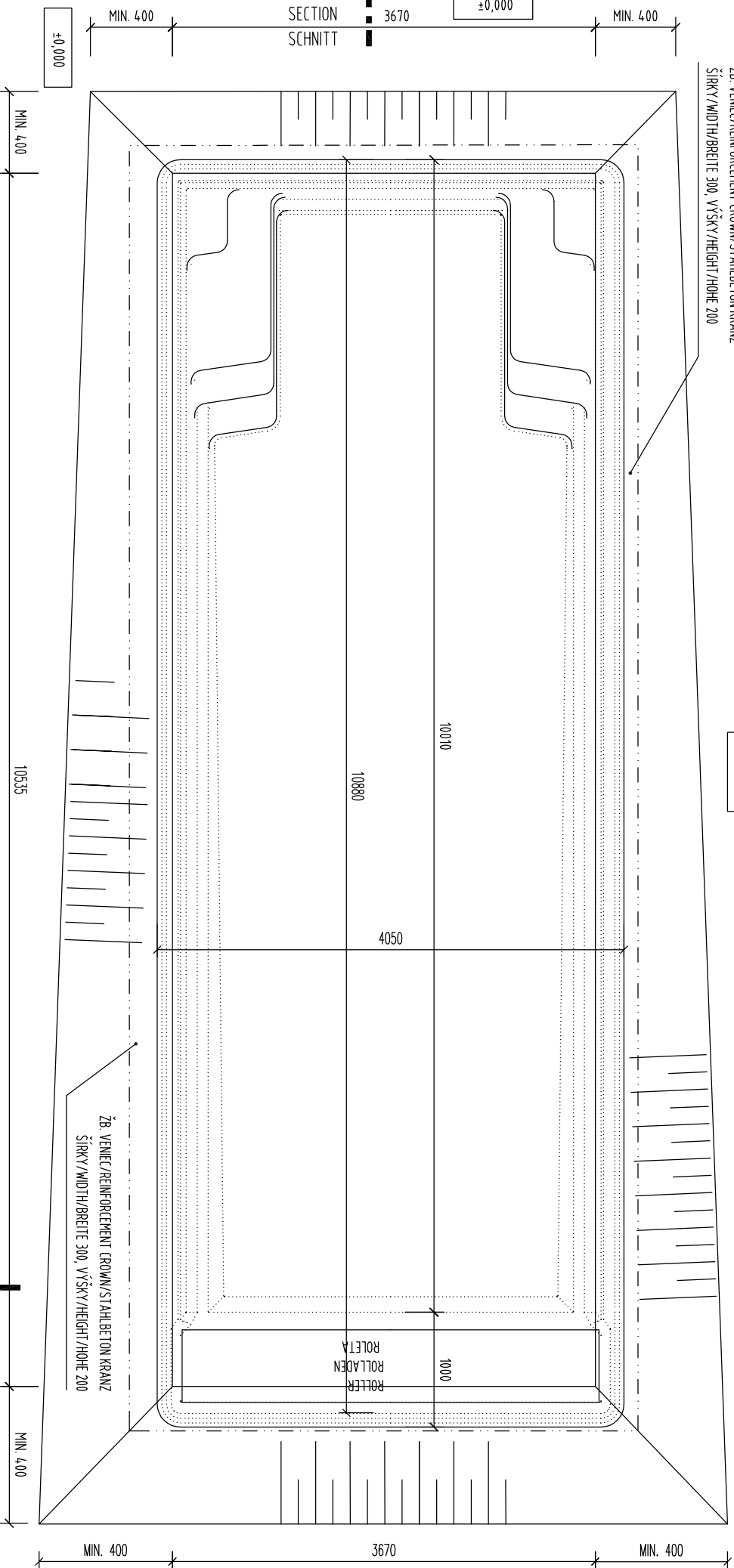
REZ 2 - 2 M 1:50

LONGITUDINAL SECTION
QUERSCHNITT



REZ 1 - 1
SECTION
SCHNITT

REZ 2 - 2
SECTION
SCHNITT



REZ 1 - 1
SECTION
SCHNITT

REZ 2 - 2
SECTION
SCHNITT

PÓDORYS M 1:50

REZ 1 - 1
SECTION
SCHNITT

NÁZOV VÝKRESU:
DRAWING NAME:
ZEICHNUNG NAME:

XL TRAINER 110

DRAWING OF EXCAVATIONS AUSHUBGRUNDRISS

VÝKOPY SÚ ZAKRESLENÉ PRE ŠTANDARDNÚ KVALITU ZEMINY BEZ POMOCNEHO PAŽĽENIA. PODLA KVALITY ZEMINY JE POTREBNÉ VÝKOPOVÚ JAMU PÁŽIŤ A MENIŤ ROZMÄRSÁČI UHOL. MIN OBJEM VÝKOPOV 79,41M3.
THE EXCAVATIONS ARE DESIGNED FOR STANDARD SOIL WITHOUT OTHER SUPPORT STRUCTURE. USING OF SUPPORT STRUCTURE OF EXCAVATIONS DEPENDS ON THE QUALITY OF SOIL. MIN. VOLUME OF EXCAVATIONS IS 79,41M3.
AUSHUB IST FÜR STANDARD ERDE PROJEKTERT OHNE HILFSCHALUNG. DIE HILFSCHALUNG EINSATZ LIEGT ERDEQUALITÄT AN. MIN. AUSHUBVOLUMEN IST 79,41M3.



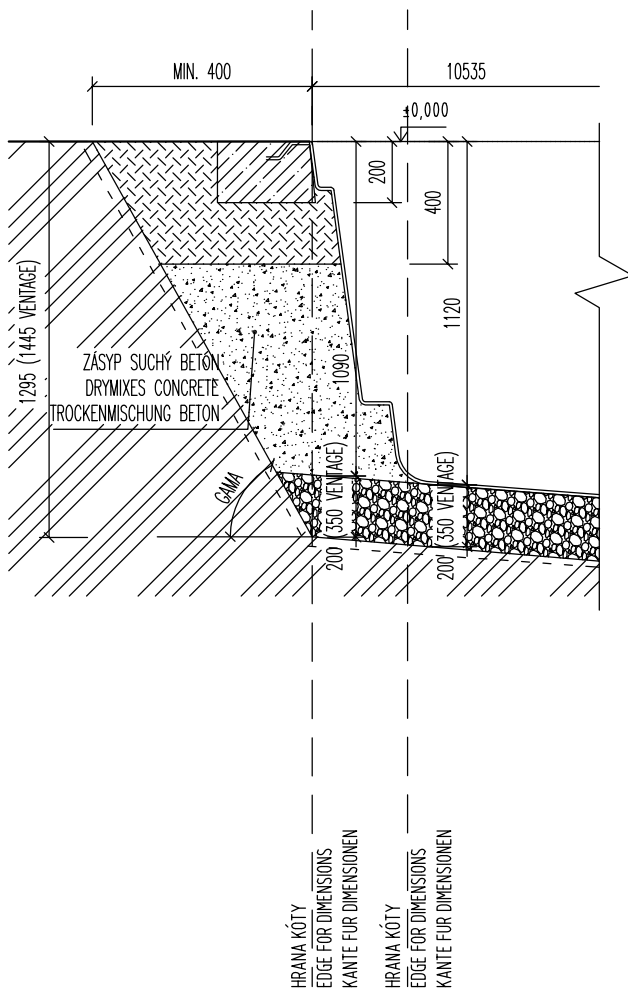
Ceramic Pools Europe

www.compasspools.eu

KRESLIL:	ING. PETER KALETIA	DÁTUM:	05/2012
DRAHER / ZEICHNER:		DATUM / DATUM:	
MEKKA:		FORMÁT:	A3
SCALE/MASKSTAB:	1:50	DRAWING FORMAT / ZEICHNUNG FORMAT:	
VERZIA:		ČÍSLO	
VERSION:	4	DRAWING NUMBER / ZEICHNUNG NUMBER:	2

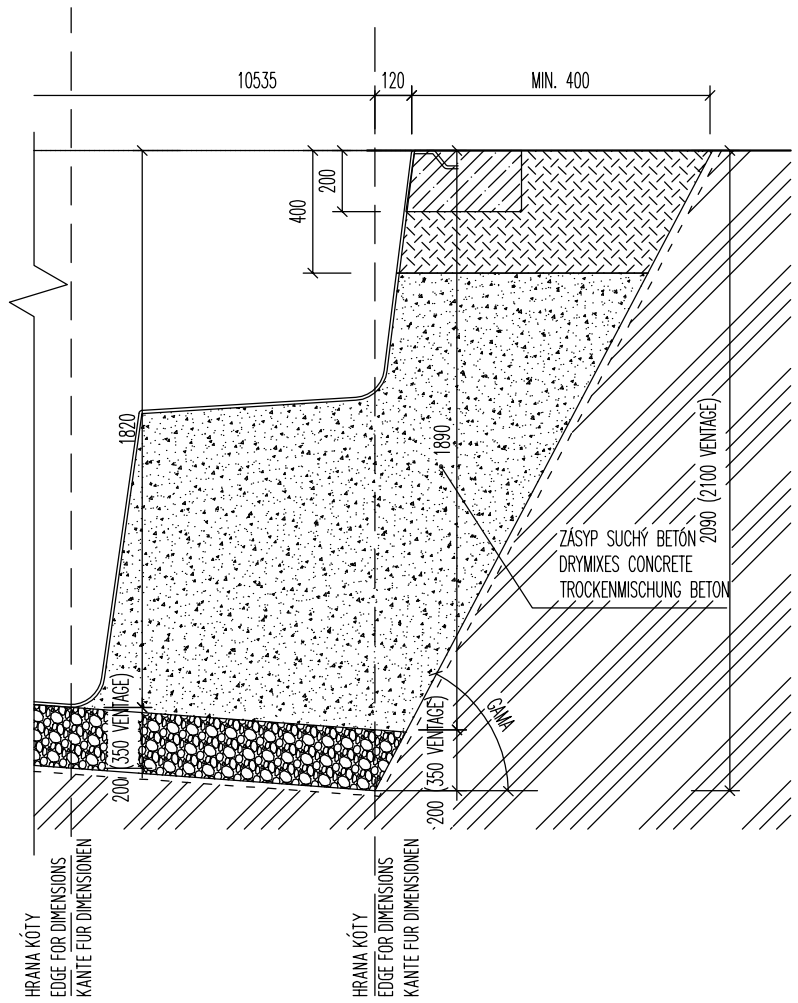
DETAIL "a" M 1 : 25

DETAIL OF EXCAVATIONS
AUSHUBGRUNDRISS DETAIL



DETAIL "b" M 1 : 25

DETAIL OF EXCAVATIONS
AUSHUBGRUNDRISS DETAIL



NÁZOV VÝKRESU:
DRAWING NAME:
ZEICHNUNG NAME:

XL TRAINER 110
VÝKOPY DETAIL
DRAWING OF EXCAVATIONS
AUSHUBGRUNDRISS

Compass [®]
Ceramic Pools Europe

www.compasspools.eu

KRESLIL: DRAWER / ZEICHNER:-	ING. PETER KALETA	DÁTUM: DATUM / DATUM:-	05/2012
MIERKA: SCALE / MASSTABE:	1:50	FORMÁT DRAWING FORMAT / ZEICHNUNG FORMAT:	A3
VERZIA: VERSION:-	4	ČÍSLO DRAWING NUMBER: ZEICHNUNG NUMBER:	3